

Midwest Research University Network

Joseph D. Fondacaro, Ph.D.

**Director, Center for Technology
Commercialization**

Cincinnati Children's Hospital Medical Center



MRUN
Midwest Research
University Network

Midwest Research University Network

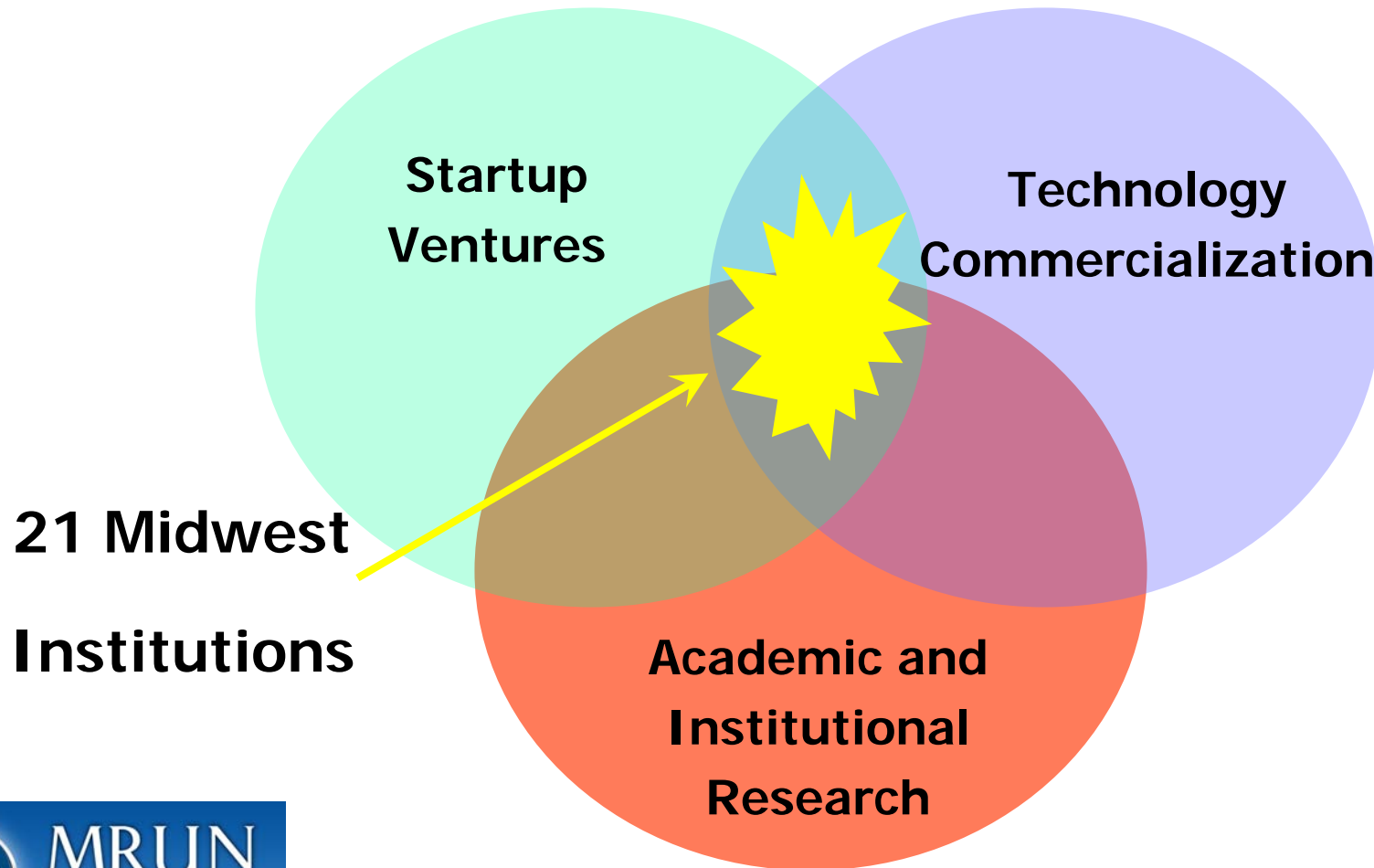
Creating Startups at Midwest Research Institutions

www.mrun.us



MRUN
Midwest Research
University Network

Regional Cooperation to Catalyze Local Startup Development



**21 Midwest
Institutions**



Midwest Research University Network

**MRUN members each have >\$100M in annual R&D spending
and
a dedicated interest in start-up business development**

Argonne National Laboratory
Case Western Reserve Univ.
Cincinnati Children's Hospital
Medical Center
Cleveland Clinic Foundation
Iowa State University Research
Foundation
Mayo Clinic
Medical College of Wisconsin
Michigan State University
Northwestern University
Purdue University

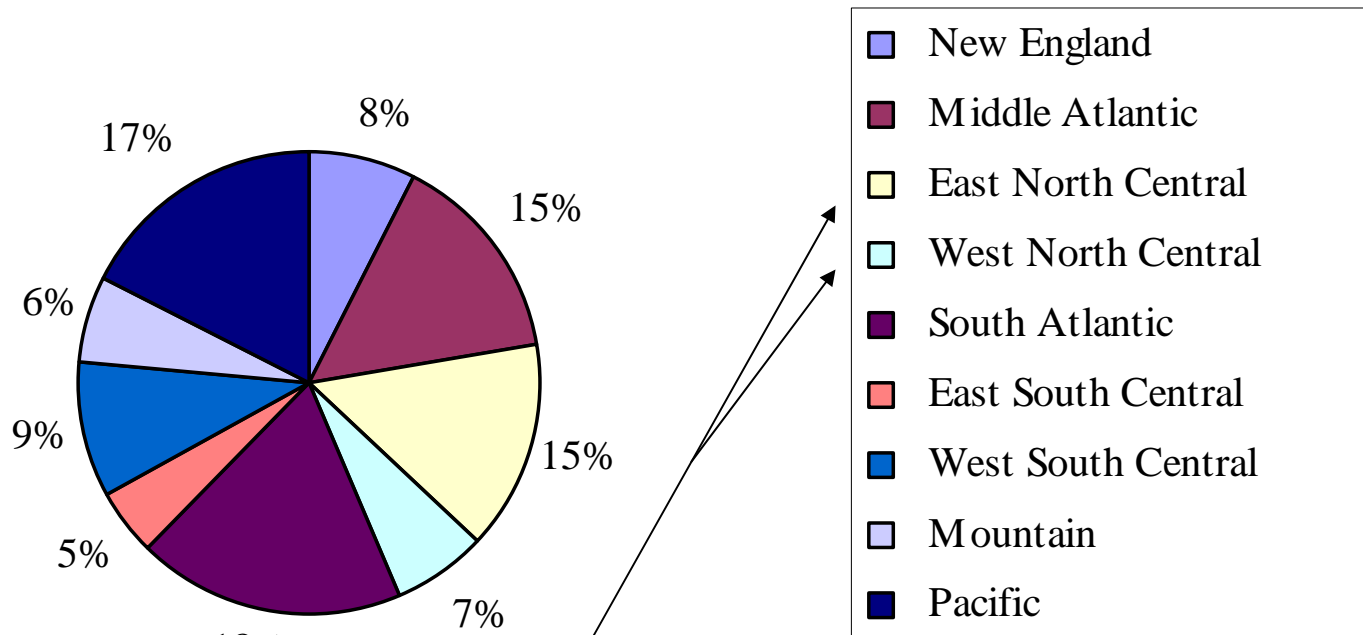
The Ohio State University
University of Chicago
University of Illinois at Chicago
University of Illinois at Champaign-
Urbana
University of Iowa
University of Michigan
University of Minnesota
University of Missouri System
University of Wisconsin-Madison
Washington University
Wayne State University



MRUN Accounts for 20% of US Institutional R&D Spending

Percentage of Research Expenditures by Region for FY 2003

MRUN = \$7.7billion of \$40 billion total



National Science Foundation, R & D Expenditures 2003

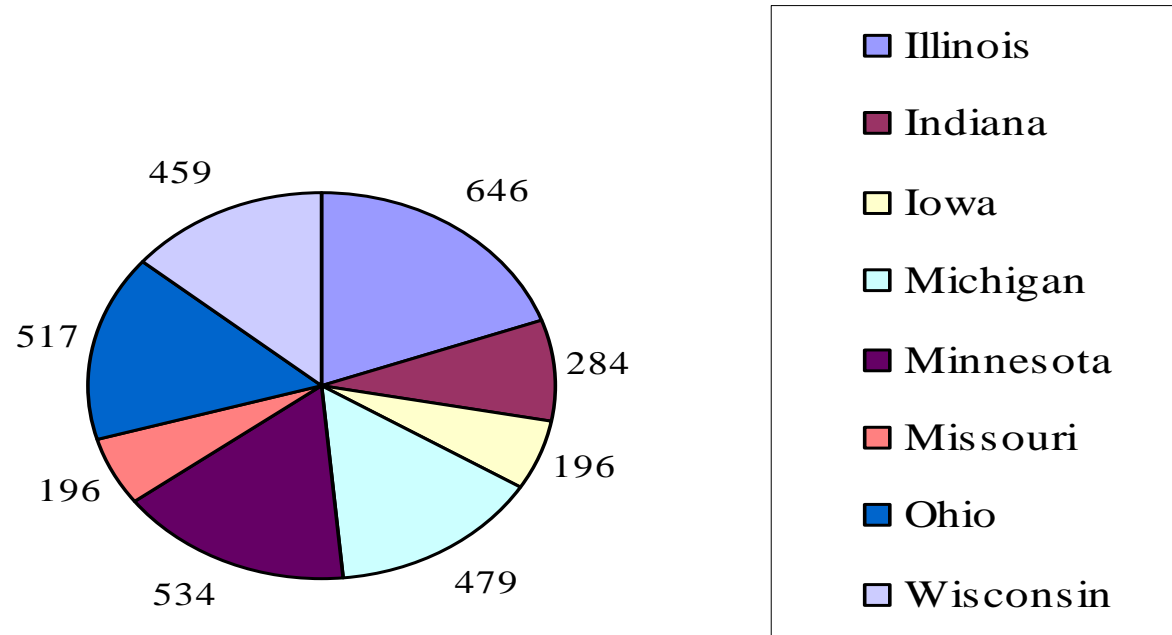
Five MRUN universities are among the 12 nationally (#2,5,7,9,11).

Ten are in the top 30



MRUN
Midwest Research
University Network

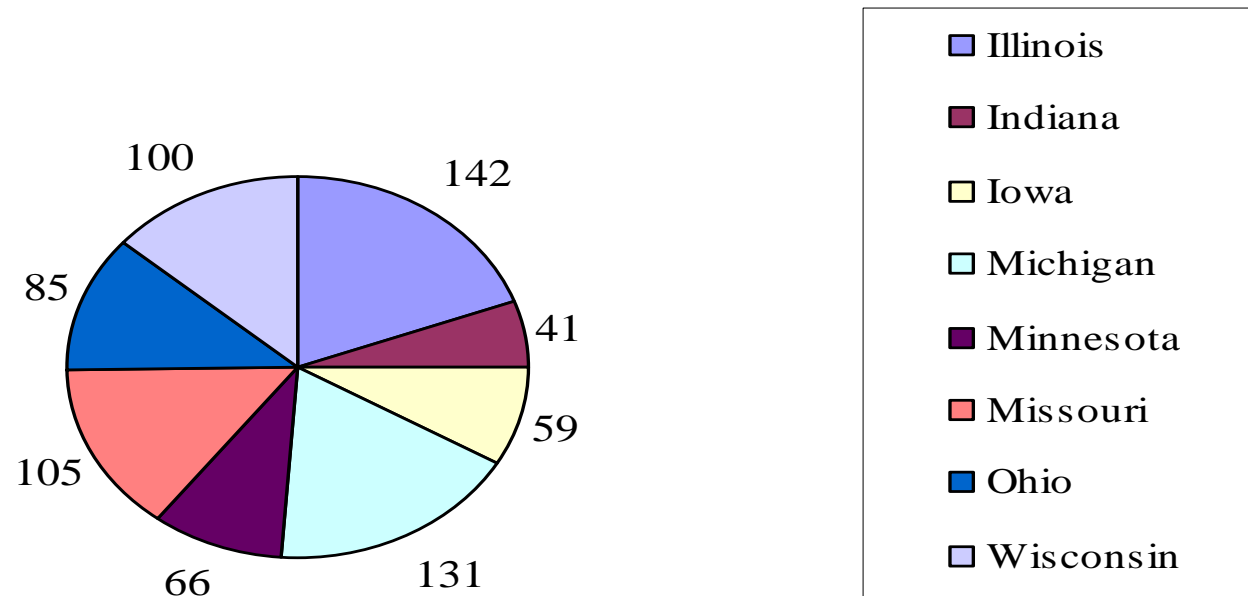
...and 20% of Total US Institutional Inventions Disclosed



AUTM US Licensing Survey: FY 2004

MRUN = 3,311 of US total 16,792 invention disclosures

...20% of US Patents Issued

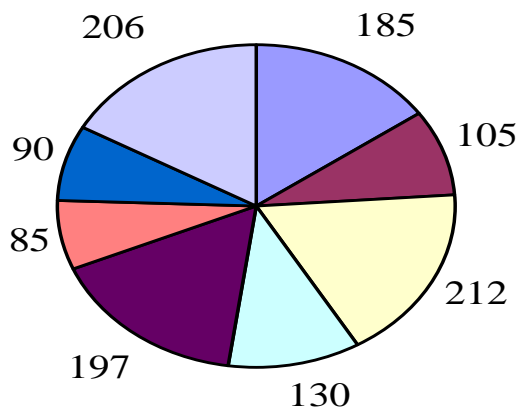


AUTM US Licensing Survey: FY 2004

MRUN = 729 of total 3,667 US patents issued

Three of the top 10 are MRUN members

...25% of Licenses/Options Bearing Income



- Illinois
- Indiana
- Iowa
- Michigan
- Minnesota
- Missouri
- Ohio
- Wisconsin


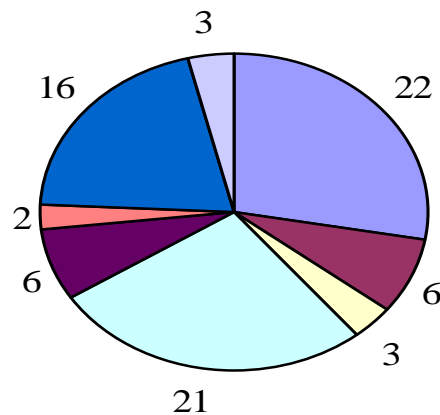
AUTM US Licensing Survey: FY 2004

MRUN = 1,210 of US total 4,758 licenses/options

Five MRUN universities rank in the top 12



...17% of Start-up Companies Formed



AUTM US Licensing Survey: FY 2004

MRUN = 79 of US total 462 start-up companies

Two MRUN universities are in the top 5

Tech Transfer Metrics

	MRUN			US Universities
	FY2000	FY2004	Change	Change
Disclosures	2,291	3,311	+ 44%	+ 38%
US Patents Filed	1,488	1,588	+ 6%	+ 11%
US Patents Issued	681	729	+ 7%	0%
Licenses/ Options	1,056	1,210	+ 14%	+ 13%
Start-ups Formed	58	79	+ 36%	+ 15%
License Revenue	\$ 95.6 M	\$ 230.6 M	+ 144%	- 4%

AUTM Licensing Surveys, 2000 and 2004

University Approaches to Start-ups

	Flexible Terms	Progressive Policies	Business Development Assistance	Help Recruit Talent	Aid in Securing Funding	Business Operations Participation	Direct Investment
Hands-in-Pocket							
Hands-Off							
Hands-On*							
Up-to-Elbows**							
	Licensing Practices		Form the Licensee			Operational Role	

Source: MIT, AUTM, MRUN, U Michigan et al

* Sometimes BusDev is quasi-external to the University

** Often exclusive arrangement with BusDev that is external to the University